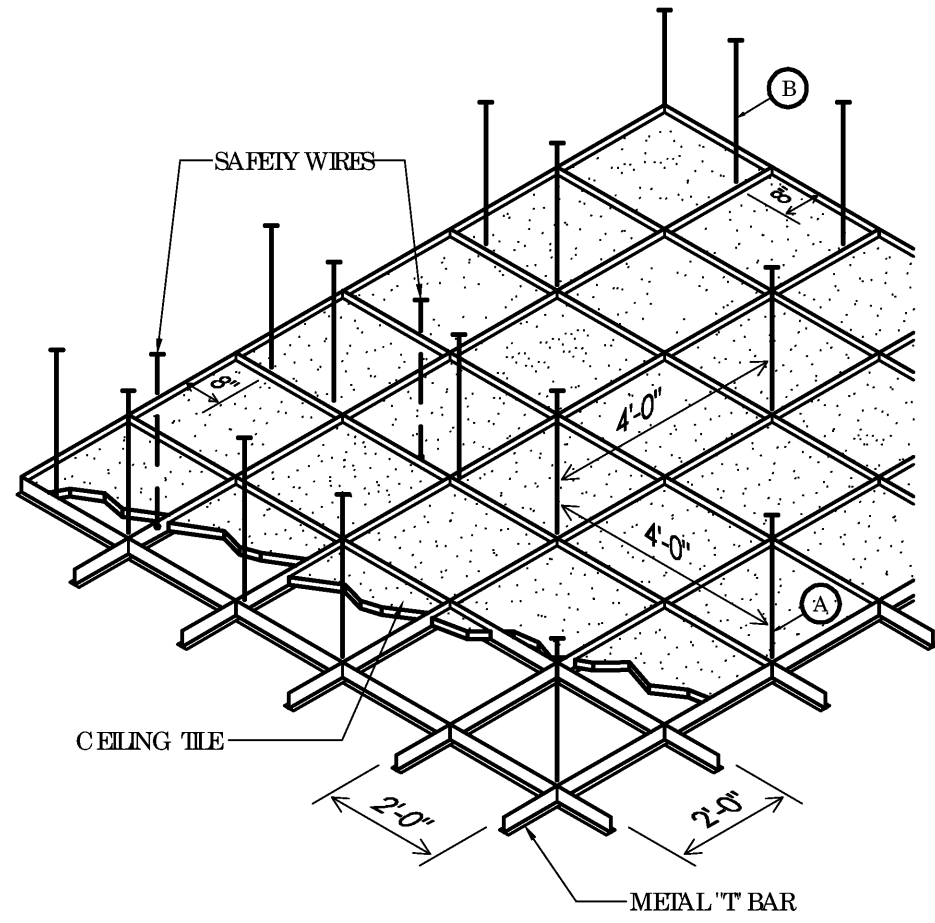


1 NOT USED
SCALE

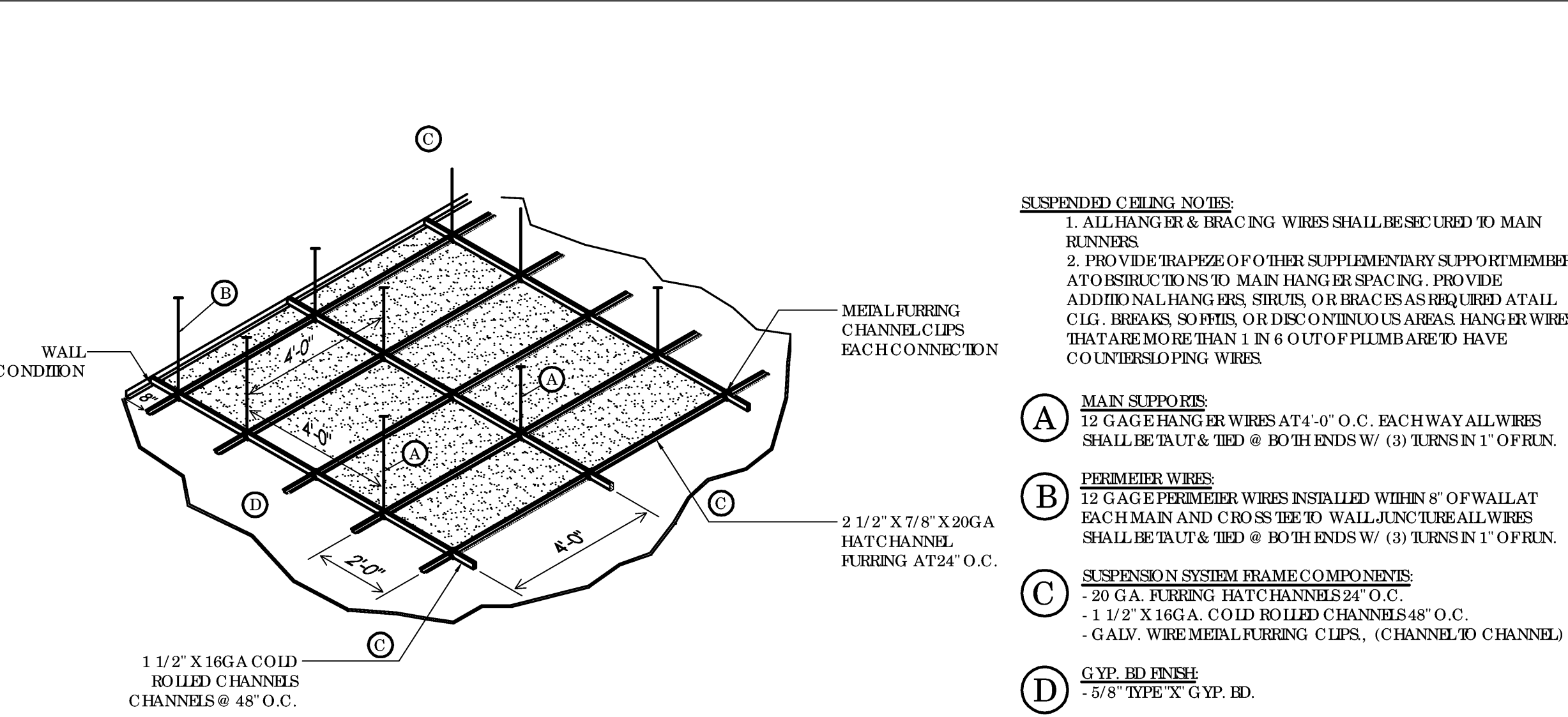


- SUSPENDED CEILING NOTES**
1. ALL HANGER & BRACING WIRES SHALL BE SECURED TO MAIN RUNNERS.
 2. PROVIDE TRAPEZE OR OTHER SUPPLEMENTARY SUPPORT MEMBERS AT OBSTRUCTIONS TO MAIN HANGER SPACING. PROVIDE ADDITIONAL HANGERS, SHORTS, OR BRACES AS REQUIRED AT ALL CIG BREAKS, SHORTS, OR DISCONTINUOUS AREAS. HANGER WIRES THAT ARE MORE THAN 1 IN 6 OUT OF PLUMB ARE TO HAVE COUNTERSLOPING WIRES.
- (A) MAIN SUPPORTS:**
12 GAGE HANGER WIRES AT 4'-0" O.C. EACH WAY. ALL WIRES SHALL BE TAUT & TIED @ BOTH ENDS W/ (3) TURNS IN 1" OF RUN.
- (B) PERIMETER WIRES:**
12 GAGE PERIMETER WIRES INSTALLED WITHIN 6" OF WALL AT EACH MAIN AND CROSS TIE TO WALL. JUNCTIONS OF ALL WIRES SHALL BE TAUT & TIED @ BOTH ENDS W/ (3) TURNS IN 1" OF RUN.

3 DETAIL
SUSPENDED ACT CEILING
SCALE 1/4" = 1'-0"



NOT USED
SCALE N.T.S.



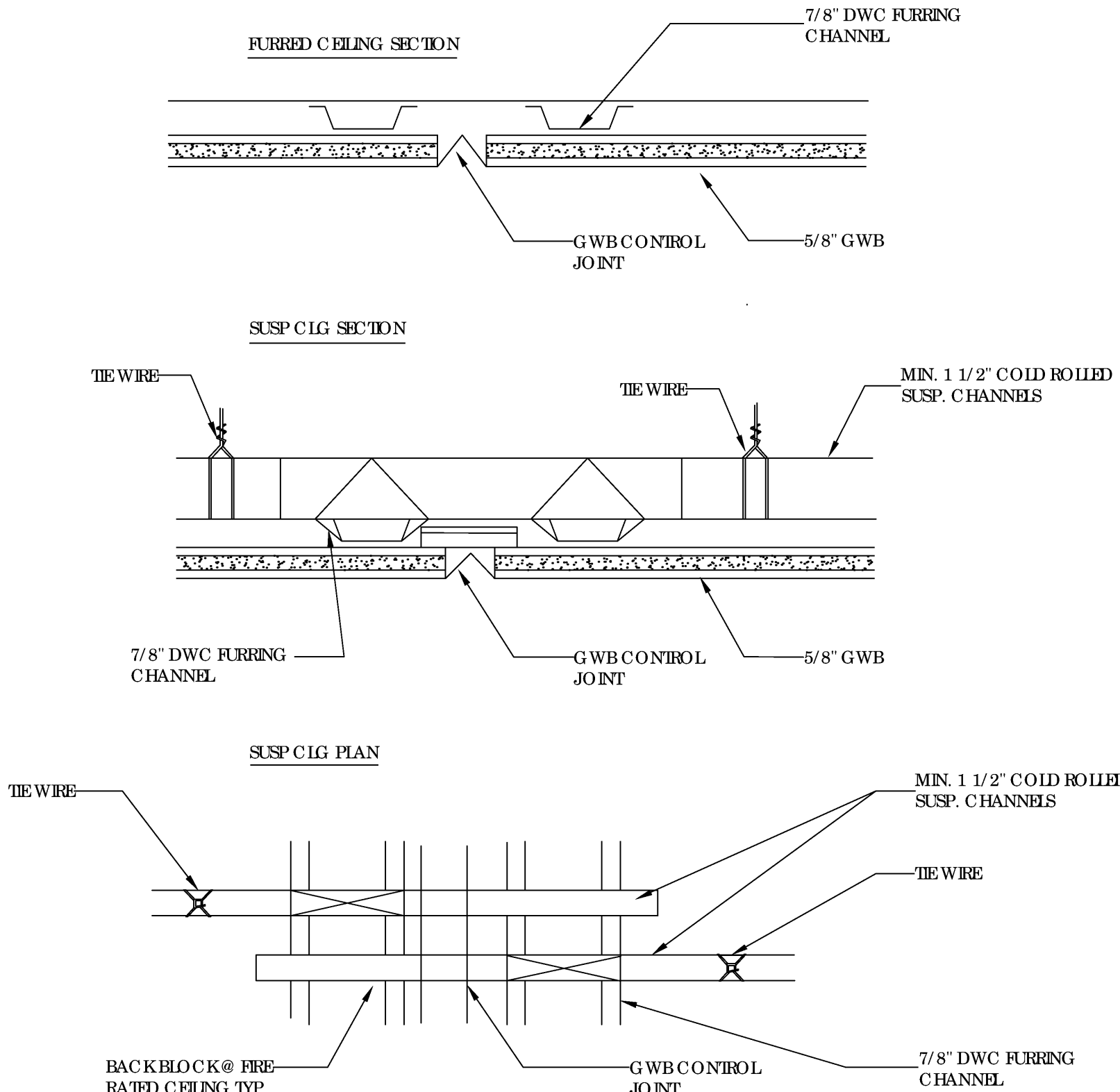
- SUSPENDED CEILING NOTES**
1. ALL HANGER & BRACING WIRES SHALL BE SECURED TO MAIN RUNNERS.
 2. PROVIDE TRAPEZE OR OTHER SUPPLEMENTARY SUPPORT MEMBERS AT OBSTRUCTIONS TO MAIN HANGER SPACING. PROVIDE ADDITIONAL HANGERS, SHORTS, OR BRACES AS REQUIRED AT ALL CIG BREAKS, SHORTS, OR DISCONTINUOUS AREAS. HANGER WIRES THAT ARE MORE THAN 1 IN 6 OUT OF PLUMB ARE TO HAVE COUNTERSLOPING WIRES.
- (A) MAIN SUPPORTS:**
12 GAGE HANGER WIRES AT 4'-0" O.C. EACH WAY. ALL WIRES SHALL BE TAUT & TIED @ BOTH ENDS W/ (3) TURNS IN 1" OF RUN.
- (B) PERIMETER WIRES:**
12 GAGE PERIMETER WIRES INSTALLED WITHIN 6" OF WALL AT EACH MAIN AND CROSS TIE TO WALL. JUNCTIONS OF ALL WIRES SHALL BE TAUT & TIED @ BOTH ENDS W/ (3) TURNS IN 1" OF RUN.
- (C) SUSPENSION SYSTEM FRAME COMPONENTS:**
- 20 GA. FURRING HAT CHANNELS 24" O.C.
- 1 1/2" X 16 GA. COLD ROLLED CHANNELS 48" O.C.
- G.A.L.V. WIRE METAL FURRING CLIPS, (CHANNEL TO CHANNEL)
- (D) GYP. BD. FINISH:**
- 5/8" TYPE 'X' GYP. BD.

4 DETAIL
SUSPENDED G.W.B. CEILING
SCALE 1 1/2" = 1'-0"

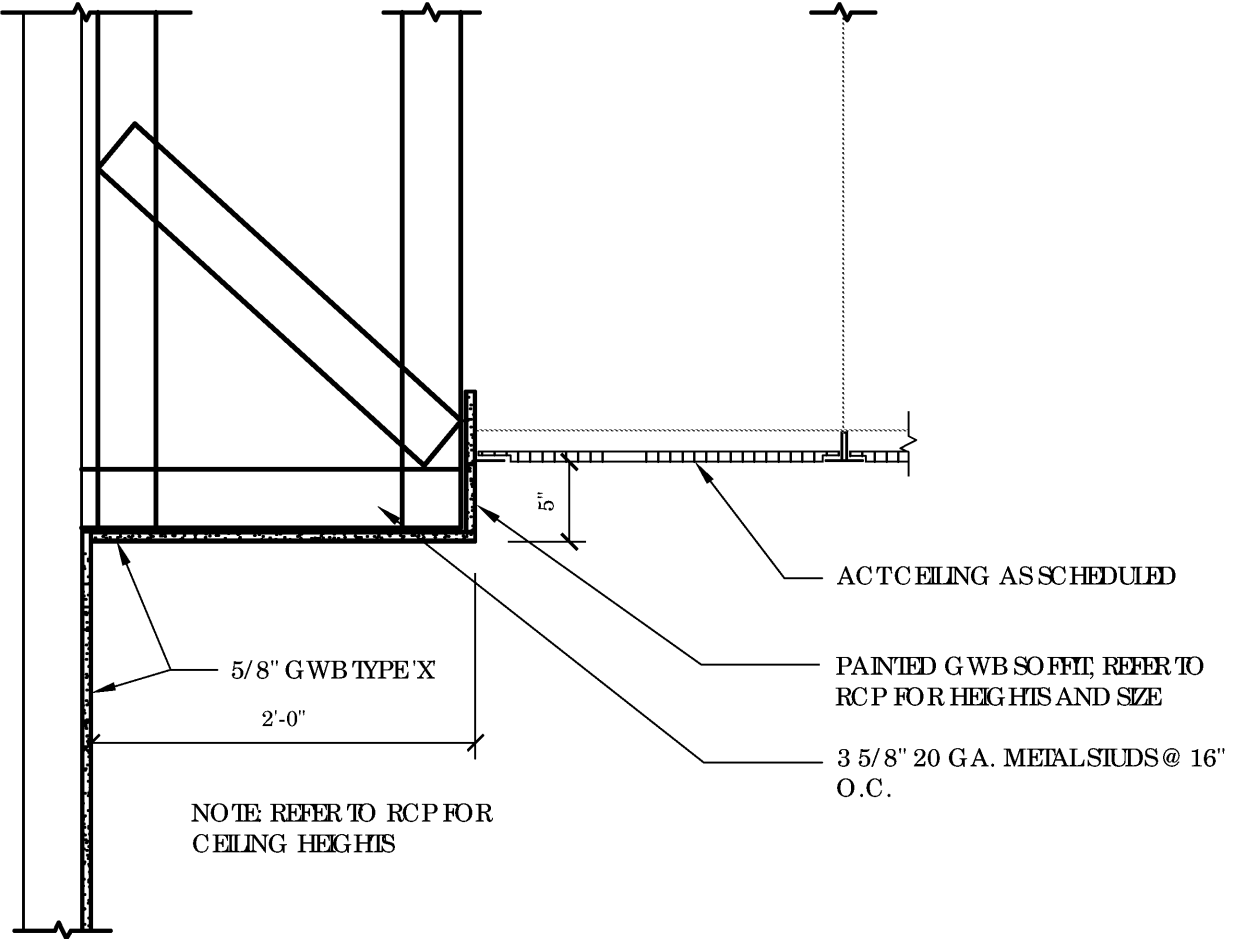


NOT USED
SCALE N.T.S.

2 DETAIL
G.W.B. CEILING CONTROL JOINTS
SCALE 1 1/2" = 1'-0"



5 DETAIL
PERIMETER SOFFT
SCALE 1" = 1'-0"



NOT USED
SCALE N.T.S.

FREDERICK J. GOGLIA
ARCHITECT, NO. AB. FDI
1850 GRAY ROAD, SUITE 300
ST. LOUIS, MO 63146
PH: (314) 415-2400 FAX: (314) 415-2300
www.frcj.com

charlotte
russe

UNIVERSITY TOWN CENTER
140 UNIVERSITY TOWN CENTER DRIVE - SUITE #20
SAPASOTA, FL 34243
SPACE # 210 STORE # 786

REV.	DATE	DESCRIPTION	NAME
PROJECT NO. 14084	07/28/14	ISSUE TO PERMIT	
DRAWN BY: LAT	10/06/14	ISSUE TO BID	
CHECKED BY: CSW			
ISSUE DATE	07/28/14		
ELITE CONSULTING GROUP PHONE: 772-385-0712 WWW.ELITECONSULTING.COM NOT TO BE USED FOR ANY OTHER PROJECTS WITHOUT WRITTEN PERMISSION			

A2.2

CEILING DETAILS